



# *Regional Economic Trends* for Kalamazoo County



**MAY 2021**

# KALAMAZOO COUNTY

**The Trend: Kalamazoo County continues to rebound, having gained more than 7,700 jobs from Q2 2020 to Q3 2020. Between January 2021 and February 2021, the unemployment rate decreased by 0.9 percentage points. However, this may not be a positive sign, as both the employment-to-population ratio and the labor force participation rate also decreased from January 2021 to February 2021. There are positive indications that there may now be more job opportunities available, as job postings were higher in February 2021 than in January 2021, with slightly more postings in Health Care and Social Assistance and in Manufacturing.**

## COUNTY UPDATE



The labor force participation rate was 59.5% in February 2021. This is a 0.6 percentage point decrease from the previous month.



The employment-to-population ratio was 56.5% in February 2021. This is a 0.1 percentage point decrease from the previous month.



The unemployment rate was 5.0% in February 2021. This is a 0.9 percentage point decrease from the previous month.



The total labor force decreased by 1,240 people from January 2021 to February 2021. The number of employed people fell by 126, and the number of unemployed people fell by 1,114.



Total employment increased by 8.4% from Q2 2020 to Q3 2020.

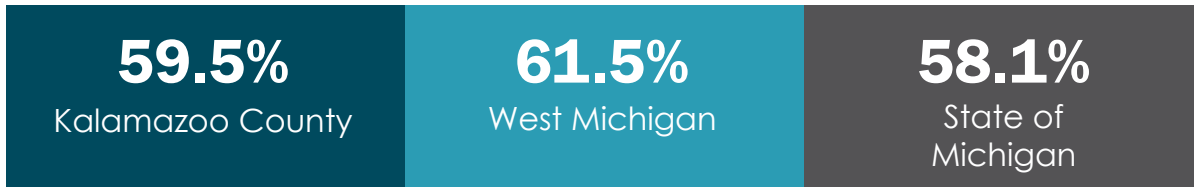


There were 2,206 job postings in February 2021. This means job postings increased by 5.8% from the previous month.

# KEY ECONOMIC INDICATORS

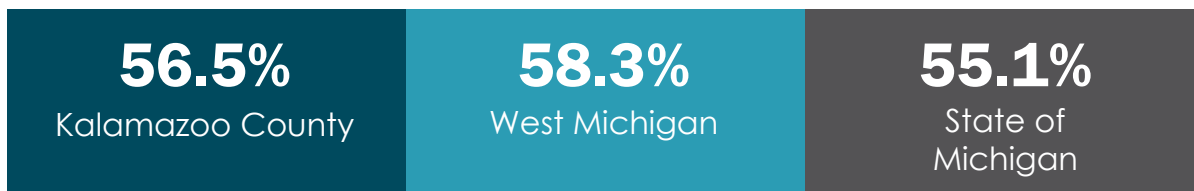
## February 2021

### Labor Force Participation Rate



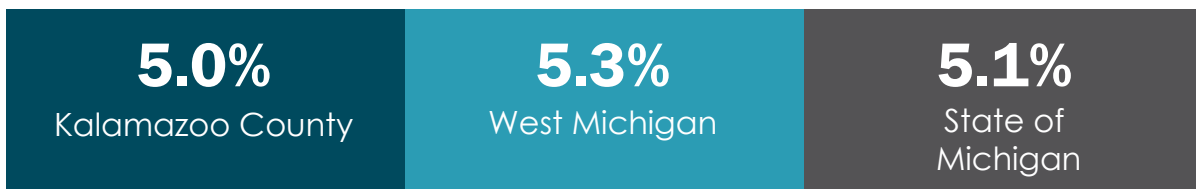
The labor force participation rate, which measures the economy's active workforce, was 59.5% in Kalamazoo County in February 2021. This was lower than west Michigan's rate by 2.0 percentage points, but higher than that of the state of Michigan by 1.4 percentage points.

### Employment-to-Population Ratio



The employment-to-population ratio, which measures the proportion of the population that is employed, was 56.5% in Kalamazoo County in February 2021. This was only 1.8 percentage points below the rate in west Michigan and 1.4 percentage points higher than for the state of Michigan.

### Unemployment Rate

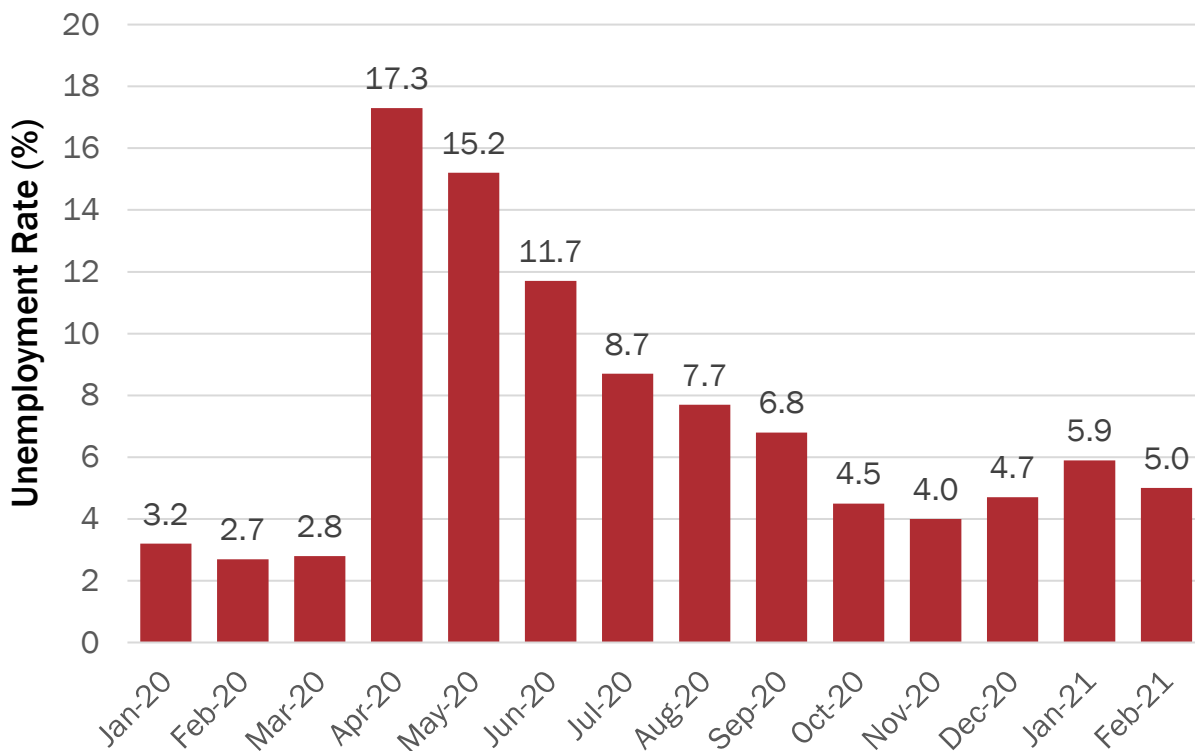


The unemployment rate, which measures the percentage of the workforce that is looking for work, was 5.0% in Kalamazoo County in February 2021. This was 0.3 percentage points lower than in west Michigan and 0.1 percentage points lower than the rate for the state of Michigan.

SOURCE: BLS Local Area Unemployment Statistics & Upjohn Institute, 2021

**“West Michigan” includes Allegan, Barry, Berrien, Branch, Calhoun, Cass, Ionia, Kalamazoo, Kent, Montcalm, Muskegon, Ottawa, St. Joseph, and Van Buren Counties.**

## Unemployment Rate Kalamazoo County (not seasonally adjusted)



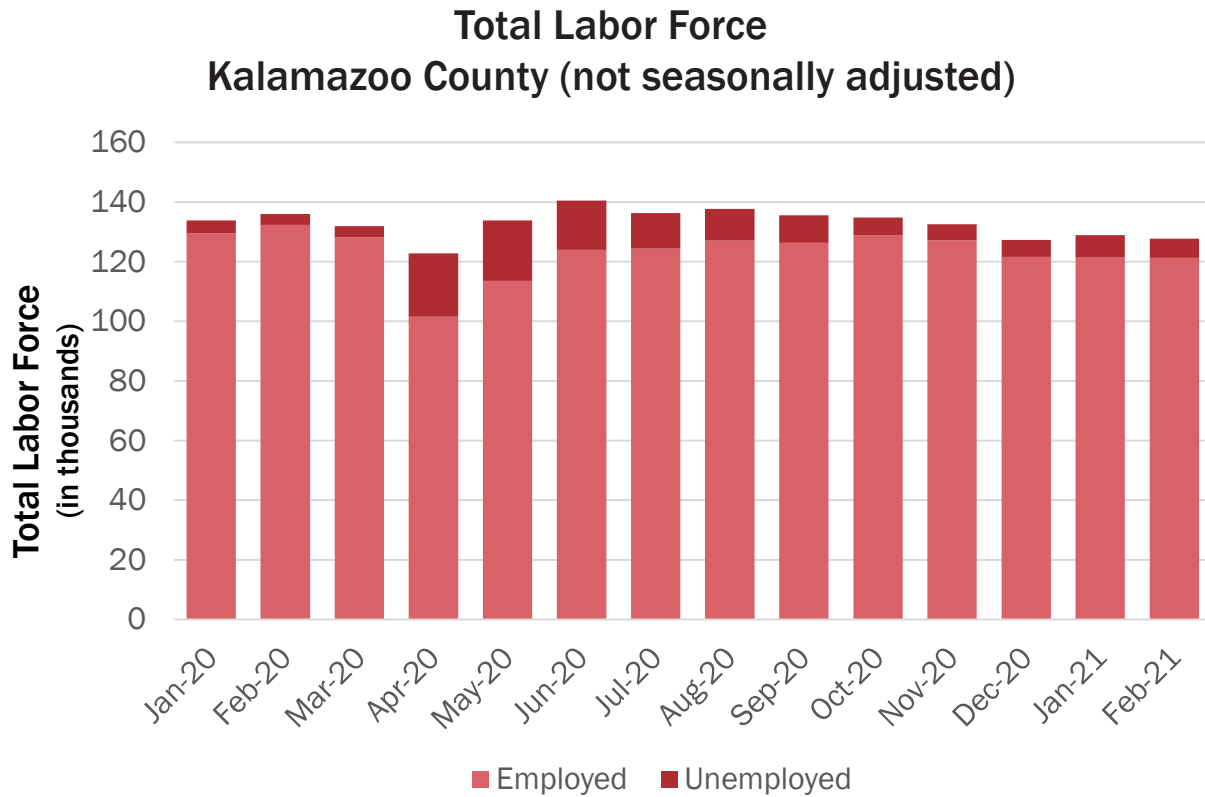
SOURCE: BLS Local Area Unemployment Statistics & Upjohn Institute, 2021

From January 2021, the unemployment rate in Kalamazoo County decreased by 0.9 percentage points to 5.0 percent in February 2021. The unemployment rate is 2.3 percentage points higher than it was at the same time last year.

In February, there were **2.9 job seekers** for every **1 job posting\*** in Kalamazoo County.

SOURCE: Burning Glass Technologies, BLS LAUS, & Upjohn Institute, 2021

\*Burning Glass data only capture jobs that are posted online and in more traditional employment relationships. Singular job postings for multiple positions may not be fully counted.



SOURCE: BLS Local Area Unemployment Statistics & Upjohn Institute, 2021

The total labor force in Kalamazoo County in February 2021 stood at 127,700, a decrease of 1,240 people from January 2021. The total labor force in Kalamazoo County has shrunk by 6.1% since February 2020, when it stood at 135,993. This indicates a decrease in the available labor for firms in the area.

### Labor Force by the Numbers, Q2 2020 Kalamazoo County

- 29.7%** Percentage of workers 25 and older with a bachelor's degree or advanced degree
- 33.4%** Percentage of workers 25 and older with an associate degree or some college
- 28.0%** Percentage of workers aged 25 to 54 with a high school diploma or equivalent

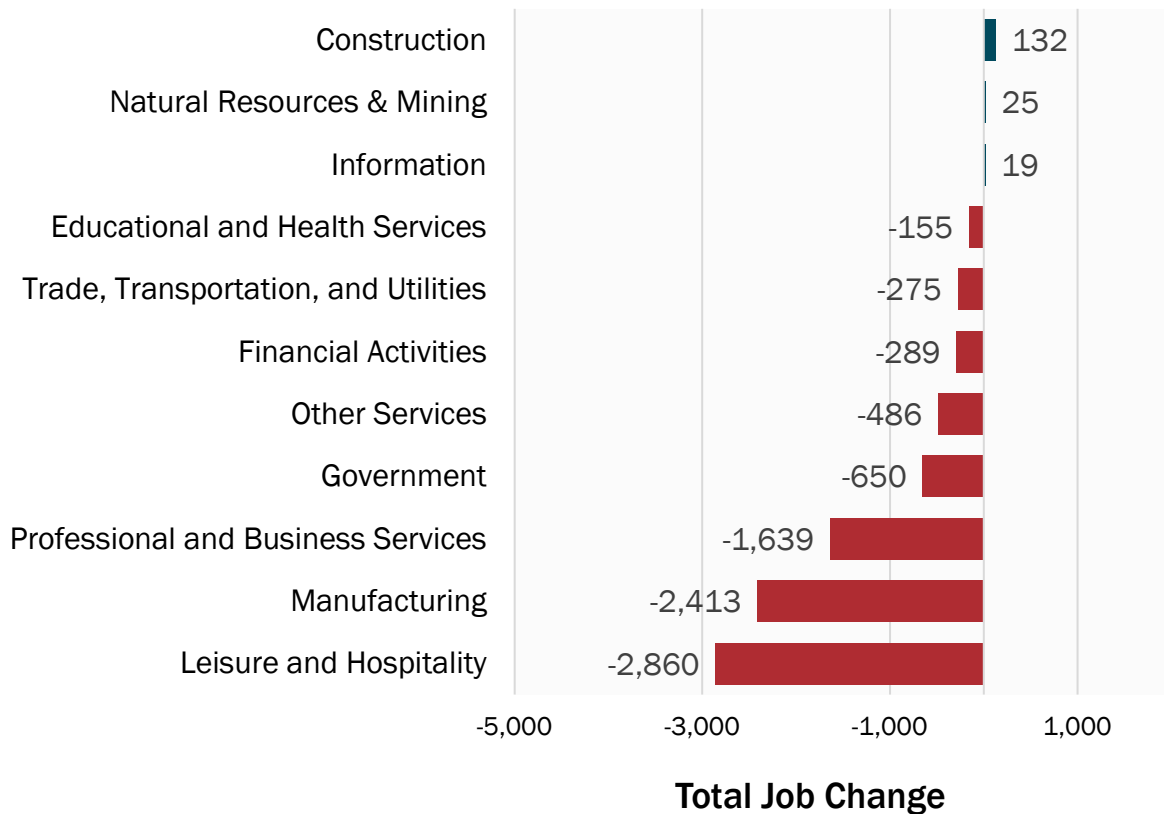
SOURCE: Quarterly Workforce Indicators, 2020

## Employment by Industry Kalamazoo County (not seasonally adjusted)

Measure	Q3 2020	Q2 2020	% Change Q2 to Q3	Q3 2019	% Change Q3 to Q3
<b>Employment (by place of work)</b>					
Total Private Sector Employment	100,269	92,491	8.4%	108,156	-7.3%
Goods-Producing	24,952	24,389	2.3%	27,209	-8.3%
Natural Resources & Mining	1,289	1,646	-21.7%	1,264	2.0%
Construction	5,949	4,913	21.1%	5,817	2.3%
Manufacturing	17,715	17,830	-0.6%	20,128	-12.0%
Private Service-Providing	75,316	68,102	10.6%	80,946	-7.0%
Trade, Transportation, and Utilities	21,136	18,677	13.2%	21,411	-1.3%
Information	566	578	-2.1%	547	3.5%
Financial Activities	7,356	7,268	1.2%	7,645	-3.8%
Professional and Business Services	10,520	9,364	12.3%	12,159	-13.5%
Educational and Health Services	21,537	20,688	4.1%	21,692	-0.7%
Leisure and Hospitality	10,775	8,277	30.2%	13,635	-21.0%
Other Services	3,222	3,082	4.5%	3,708	-13.1%
Unclassified	206	167	23.4%	149	38.0%
Government	11,790	12,916	-8.7%	12,440	-5.2%

SOURCE: Quarterly Census of Employment and Wages & Upjohn Institute, 2021

## Employment Change, Q3 2019 to Q3 2020 Kalamazoo County (not seasonally adjusted)



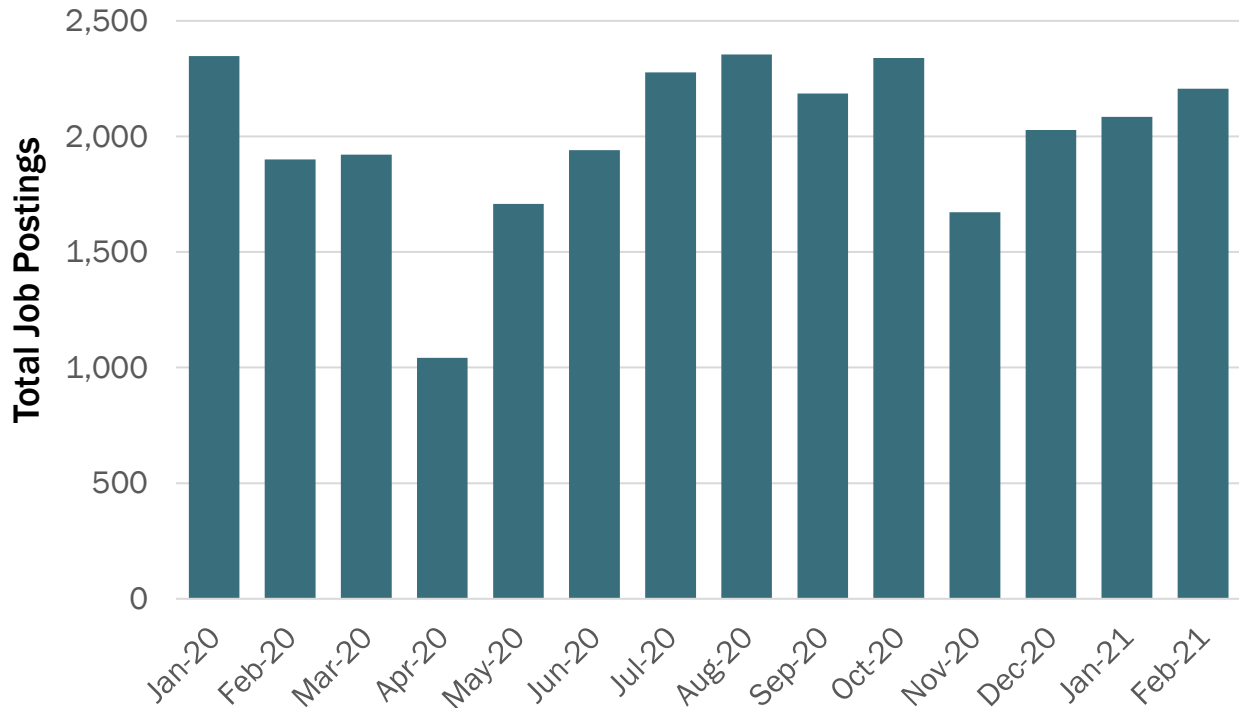
SOURCE: Quarterly Census of Employment and Wages & Upjohn Institute, 2020

The most recent data show that the greatest decrease in employment in Kalamazoo County from Q3 2019 to Q3 2020 was in Leisure and Hospitality, which declined by 2,860 jobs, or 21.0%. The greatest increase in employment from Q3 2019 to Q3 2020 was in Construction, which grew by 132 jobs, or 2.3%.

The average weekly wage for nonfarm jobs in Q3 2020 in Kalamazoo County was **\$1,052**.

SOURCE: Quarterly Census of Employment and Wages, 2021

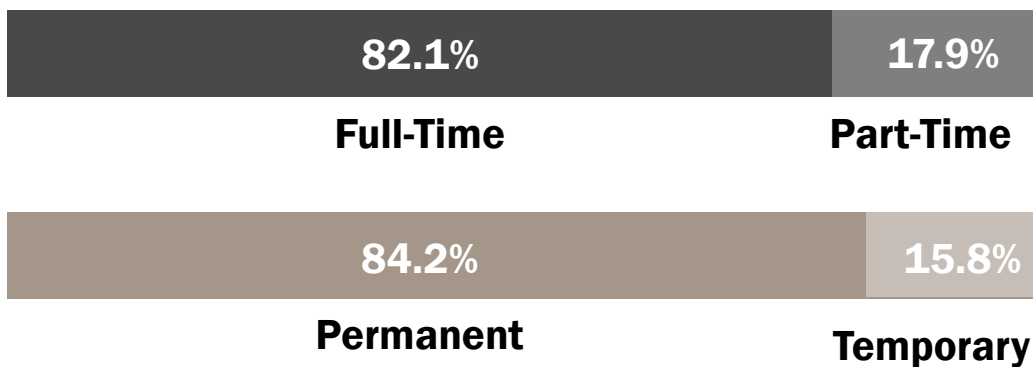
## Total Job Postings, February 2021 Kalamazoo County



SOURCE: Burning Glass Technologies, 2021

The number of job postings in Kalamazoo County, which demonstrates demand for labor, increased by 5.8% between January 2021 and February 2021, from 2,085 postings to 2,206 postings. The majority of postings in Kalamazoo County, as reported by Burning Glass Technologies, were full-time and permanent positions.

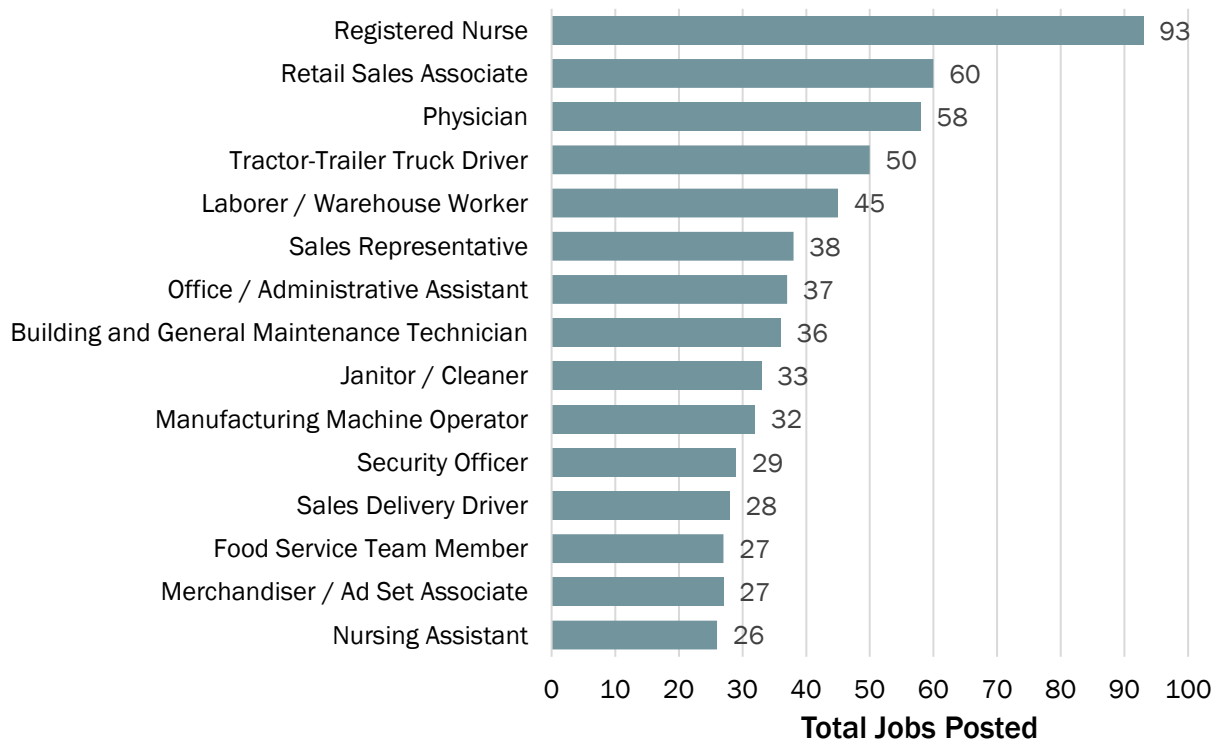
## Type of Job Postings, February 2021 Kalamazoo County



SOURCE: Burning Glass Technologies, 2021



## Job Postings for Top Occupations, February 2021 Kalamazoo County



SOURCE: Burning Glass Technologies, 2021

The top occupations with job postings were for registered nurses, retail sales associates, and physicians. Of the total job postings, 39.4% required a high school diploma or vocational training. This represented a decrease of 3.9 percentage points from January 2021 in the proportion of job postings requiring a high school diploma or vocational training. The proportion of jobs requiring an associate degree increased by 1.8 percentage points from January 2021, and the proportion of jobs requiring a bachelor's degree or higher increased by 2.1 percentage points.

**39.4%** of job postings required a high school diploma or vocational training in February 2021

**14.0%** of job postings required an associate degree in February 2021

**46.6%** of job postings required a bachelor's degree or higher in February 2021

SOURCE: Burning Glass Technologies, 2021

## About the Upjohn Institute

The W.E. Upjohn Unemployment Trustee Corporation was incorporated on October 24, 1932, as a Michigan 501(c)(3) nonprofit corporation, and is doing business as the W.E. Upjohn Institute for Employment Research. The W.E. Upjohn Institute for Employment Research has been conducting economic research and consultation for 75 years, since its founding in 1945.

The Upjohn Institute is governed by a Board of Trustees, which employs a President who is responsible for the overall operation of the Institute. The President of the Upjohn Institute is Dr. Michael Horrigan.

The Upjohn Institute currently employs 104 individuals. Upjohn's research and consultation program is conducted by a resident staff of professional social scientists, 12 of whom are PhD-level economists (senior staff). Senior staff is supported by a staff of research analysts and additional support staff. Upjohn also administers the federal and state employment programs for its four-county area through the local Workforce Investment Board. As well, Upjohn publishes books on economic development, workforce development, and other employment-related topics.

The PhD-level economists have more than 175 years of collective experience, conducting research on a broad variety of economic and employment topics. Their experience includes, but is not limited to, employment program evaluation, labor market dynamics, labor-management relations, employment and training programs, economic and workforce development, income replacement policy, worker adjustment, the role of education in labor markets, employment and compensation, disability, international comparison of labor adjustment policies, site selection experience, and state, regional, and local economic analysis.

## About the Regional Team

The Upjohn Institute also has a Regional Economic Planning Services team of specialists who provide economic insights and analysis regionally and statewide in Michigan, in other individual states, and nationally. The team has experience in:

- Economic impact analysis
- Fiscal/cost-benefit impact analysis
- Labor market analysis
- Facilitating and conducting effective one-on-one interviews, focus groups, workshops, and charrette sessions in a diverse array of environments
- Economic and workforce development and education strategies
- GIS mapping abilities
- Rural and urban land use and economic development planning services
- Regional data analysis

## Report Contributors

**Jim Robey**

Director, Regional Economic Planning Services

**Kathleen Bolter**

Regional Research Analyst

**Gerrit Anderson**

Mapping and Visualization Specialist

**Emily Boyle**

Editor

## For More Information

For questions or information about this report, contact Jim Robey, Director of Regional Economic Planning Services, 269-365-0450, or [jrobey@upjohn.org](mailto:jrobey@upjohn.org).

For definitions and descriptions of methodology and variables used in the report, please access our data dictionary at: [http://www.upjohn.org/Business\\_Outlook/Data\\_Dictionary/](http://www.upjohn.org/Business_Outlook/Data_Dictionary/).